








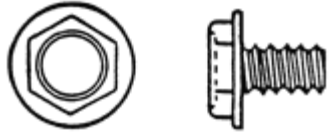

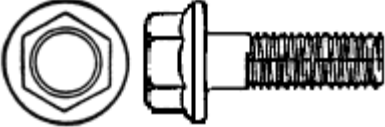


## BOLT & SCREW HEAD TYPES

							
SLOT	PHILLIPS	SLOTTED PHILLIPS COMBO	SQUARE	PHILLIPS SQUARE COMBO	PHILLIPS HEX HEAD	SLOTTED HEX	SIX LOBE
<b>TYPES OF BOLT AND SCREW HEADS</b>							
			<p><b>PAN HEAD:</b> Recommended for new designs to replace round, truss and binding heads. Provides a low large diameter head, but with characteristically high outer edge along the outer periphery of the head where drive action is most effective for high tightening torques. Slightly different head contour where supplied with recessed head. See dotted line.</p>				
			<p><b>ROUND HEAD:</b> Not recommended for new design (see pan head). This head was the most universally used design in the past.</p>				
			<p><b>FILLISTER HEAD:</b> The standard oval fillister head has a smaller diameter than the round head, but is higher with a correspondingly deeper slot. The small diameter head increases the pressure applied on the smaller area and can be assembled close to flanges and raised surfaces</p>				
			<p><b>BINDING HEAD (Straight Side):</b> Most generally used in electrical and radio work because of its identifying undercut beneath the head, which binds and eliminates fraying of stranded wire. A medium - low head with ordinarily sufficient bearing surface. Not recommended as a Phillips Recessed head – see Pan Head for better functional design.</p>				
			<p><b>TRUSS HEAD:</b> Also known as oven head, stove head, and oval binding head. A low, large diameter head that can be used to cover larger diameter clearance holes in sheet metal when additional play in assembly tolerance is required.</p>				
			<p><b>ONE-WAY HEAD:</b> This tamper-proof type of head, once assembled cannot be removed, yet is driven with a standard screwdriver.</p>				
			<p><b>FLAT AND OVAL HEADS (UNDERCUT):</b> The standard flat or oval head 80° to 82° counter sunk screw will fit a standard counterbored hole and is particularly adaptable to flush assemblies in thin stock.</p>				
			<p><b>SQUARE SHOULDER SCREWS:</b> An adaptation of the standard carriage bolt design. Possesses a truss head on a square shank, which resists rotation when located or driven into place.</p>				
			<p><b>INDENTED HEXAGON:</b> A wrench head fastener made to standard hexagon head dimensions. The hex possesses an identifying depression in the top surface of the head.</p>				

	<p><b>INDENTED HEXAGON WASHER HEAD:</b> The same as the standard indented hexagon head but with a washer section at the base of the head to protect the finish of the assembly from wrench disfigurement, and to economically replace a separate bolt &amp; washer assembly.</p>
	<p><b>HEXAGON HEAD (TRIMMED):</b> This is the standard type of wrench-applied hexagon head, characterized by clean, sharp corners trimmed to close tolerances. Recommended for general commercial applications.</p>
	<p><b>HEX FLANGE:</b> Similar to hex washer with the exception that the top of the washer-flange shall be conical or slightly rounded within the periphery of the flange diameter. The contour of the flange edges shall be optional provided minimum flange thickness is maintained.</p>